



**AVIATION**  
EXPLORATION BASE

# AEB Leaders Guide





# AVIATION

EXPLORATION BASE

# LEADERS' PACKET

## Table of Contents

<b>Welcome to the Aviation Exploration Base Camp</b>	3
▪ A Message from the Camp Director	
▪ AEB Mission Statement	
▪ Important Dates	
▪ Camp Fees	
▪ Registration Link	
<b>Who We Are and What we Do</b>	4
<b>What to Expect</b>	4
▪ Day 1, Saturday	
▪ Sunday through Friday	
▪ Last Day, Saturday	
<b>Accommodations</b>	5
<b>Meals</b>	5
<b>Miscellaneous Info</b>	5
<b>Quick Links</b>	5
▪ AEB Website	
▪ CampDoc Registration Website	
▪ Scouting America Medical Form	
▪ AEB Packing List	
▪ AEB Flight Line Training Video	
▪ AEB Intro to Camp Video	
▪ When to Work Tutorial	
▪ When to Work Trades Tutorial	
▪ AEB Quiz	
▪ Point Checklist	
▪ Recommendations for Flying on Commercial Airline	
<b>Online Registration - Opens Early March</b>	6
<b>Attendance Requirements</b>	6
<b>Forms</b>	6
<b>Scholarships</b>	6
<b>Pre-Camp Checklists</b>	7
▪ Leaders Planning Checklist	
▪ Parent Planning Checklist	
<b>Online Agreement Forms</b>	8
▪ Participant Agreement	
▪ Medical Consent	
▪ Waiver	
<b>Travel Tips</b>	9
<b>Commercial Airline Travel Tips</b>	9
<b>Packing for Camp</b>	9
<b>AEB Packing List</b>	10
<b>Post 352 / Mesa, Arizona - Packing List</b>	11
<b>EAA Prohibited Items</b>	12
<b>Directions to the Aviation Exploration Base</b>	13
<b>Help Us Help You</b>	14
▪ Camp Work Day	
<b>Questions?</b>	14

# 2025 LEADER PACKET

## WELCOME!



### A Message From the Camp Director



Welcome to the Aviation Exploration Base. We're so glad you will join us this year for a week of fun, friends and aviation.

--Katie Clark, President & Chairman,  
Aviation Exploration Base



### AEB Mission Statement

It is the mission of the Aviation Exploration Base to deliver memorable and safe experiences in aviation to young people.

### Important Dates

**2026 Aviation Exploration Base Camp dates:**  
Saturday, July 18 - Saturday, July 25, 2026

**Online Registration Begins:** March 1st

**Online Registration Ends:** June 1st

### Camp Fees

Camp fees cover camping space in the AEB campground, admission to EAA AirVenture, three meals a day, camp t-shirt, transportation to and from work areas, and special programs. Fees are non-refundable, but are transferrable to another camper. Trip insurance can be purchased when registering. Electrical and RV pump out fees are additional.




### REGISTRATION LINK - CLICK HERE

Registration for AEB is done through the CampDoc website. ALL sections in Camp Doc, including personal information, arrival & departure dates, t-shirt size, dietary concerns, etc. are to be completed by June 1st. Medical forms are due July 1st.

 [contact@AviationExplorationBase.org](mailto:contact@AviationExplorationBase.org)

 [www.AviationExplorationBase.org](http://www.AviationExplorationBase.org)

 Aviation Exploration Base  
806 Perry Ave, Racine, WI 53406



## Who We Are and What We Do

The Aviation Exploration Base Camp was founded to provide the opportunity for Aviation Explorers and their Advisors to gather at AirVenture to experience aviation at the largest aviation convention in the world. AEB has volunteer opportunities in many areas of AirVenture. We schedule each participant to work one or two shifts each day. Our volunteer work comes first, but your free time is yours to explore the grounds of AirVenture, watch the airshows, attend forums, visit College Park, and enjoy aviation from morning to night!



## What to Expect

### DAY 1: Saturday

Please plan to arrive before dinner at 6:00 p.m.

From coast to coast, posts make their way to Oshkosh, arriving at the Aviation Exploration Base, tired, but excited to be there.

You'll be shown where your post can put up its tents while an advisor checks in. At check-in, we'll take your copies of the medical forms (all signed by licensed healthcare professionals) so we'll have them readily available in case of emergency. We'll double-check your roster and give you the AirVenture admission wristbands, safety vests, programs, maps, and t-shirts for your Post. After setup, we encourage you to explore the AirVenture grounds before dinner.

Dinner is at 6:00 p.m. under the big tent with a Welcome Presentation to follow. After dinner it's time to get organized for the week. We will make sure everyone is able to access the When to Work app and knows their work schedule for the next day.



**When to Work** is the app we use to let everyone know when and where they will be working. Please make sure everyone in your group has downloaded the app before arriving at AEB. Watch the *When to Work* video. [CLICK HERE](#)



### Sunday through Friday:

Time to work & have fun! Everyone will be assigned one or two work shifts each day. Shifts typically last two-to-three hours. Throughout the week, most of our volunteer hours are spent in Homebuilt Aircraft Parking, helping planes get in and out of their parking spaces and managing crowd control. Depending on the year, we may also volunteer in the North 40 and South 40 general aircraft parking areas, Ultralights, and KidVenture. Experienced attendees can train to marshal aircraft on the taxiways and participate in plane counting for the FAA. All participants are expected to check the When to Work app to know their work schedule for the day and plan accordingly. Assigned groups go to work together so those new to camp don't have to worry about getting lost.

Work comes first! We've built a reputation as a reliable and professional workforce with Homebuilt Aircraft Parking and throughout EAA. Our assigned work schedules are our top priority of the day. If something comes up or someone doesn't feel well, participants can trade shifts in When to Work. Please make sure your shifts are covered if you are unable to complete your work assignment for the day.

When you have free time, take advantage of the wealth of aviation experiences and opportunities that AirVenture has to offer. Visit the museum, College Park, the AeroEducate Center, attend forums, enjoy the afternoon airshows, or shop the fly market - the list of activities is long!

### Last day, Saturday (sad day):

Posts will be packing up and leaving throughout the day. Posts not leaving right away will be given work assignments today. Checkout includes returning borrowed safety vests and picking up the medical forms for your group so you will have them for the trip home. Breakfast and lunch will be served.

## Accommodations

Aviation Explorers provide their own tents (we recommend a minimum of two Explorers per tent to save on space in the campground). Adult advisors are welcome to use tents but we also have a limited number of electrical hookups for pop-up and small trailers for an additional fee.

AEB has a fully equipped air conditioned kitchen, an office with a designated First Aid area for people to recover from the heat, if needed, and a large tented area with picnic tables for meals, meetings, and relaxing.

Showers are a short walk from the camp with both individual and locker room style showers. Everyone will need to provide their own toiletries and towels.



## Meals

AEB provides three meals a day, starting with the evening meal on opening day (Saturday) and ending with breakfast on closing day (Saturday). Accommodations are made for food allergies and special dietary concerns. Please detail dietary concerns when registering in CampDoc.

Breakfast  
7:00 am- 9:00 am

Lunch  
11:00 am - 1:00 pm

Dinner  
5:00 pm - 7:00 pm



## Miscellaneous Info

All participants are assigned to Flight Teams for the week. Each team is assigned kitchen duty one day during the week.

Small medical concerns can be addressed in camp. EAA provides a clinic on the AirVenture grounds. The airport is in the city of Oshkosh within close proximity to major hospitals.

Once you arrive at AEB, you are to stay on the grounds of AirVenture for the week. If you need anything from off the grounds, camp staff will be happy to pick it up for you on one of their excursions for supplies.

We usually have improvement and maintenance projects going on during the week. If you would like to lend a hand, we would appreciate the help.



## Important Registration Information - Click Here

AEB Website: [www.aviationexplorationbase.org](http://www.aviationexplorationbase.org)

CampDoc Registration

Medical Form (specific for events over 72 hours)

Packing Lists

AEB Online Safety Training Program (required viewing for all)

When to Work Tutorial (required viewing for all)

AEB Quiz (required for all attendees - take after watching videos)

Online Point Training Program (required for all Point Workers)

Recommendations for flying on commercial airlines



## Online Registration

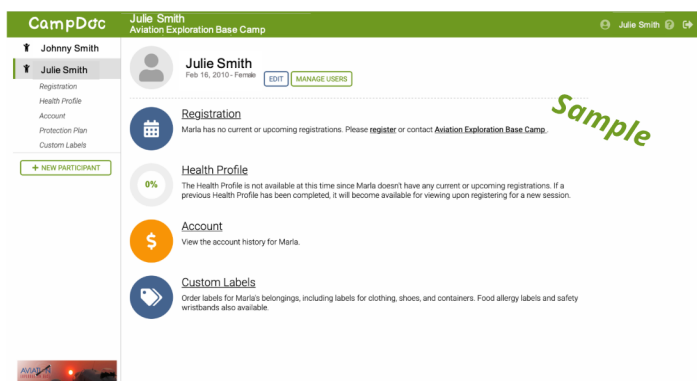
CampDoc is the registration website for the Aviation Exploration Base. All registration sections are to be completed by June 1st. The information in CampDoc is used in planning and ordering supplies, so it's important we have the information early. Therefore, anyone whose registration is not completed by June 1st will not be allowed to come to camp. The camp medical form is the one exception - medical forms can be submitted up until July 1st.

New users create an account with an email address and password. Returning users can use the same account year after year. Only one account is needed per family (for example, an Explorer and his/her parent who is attending as an advisor can be registered under the same CampDoc account).

CampDoc registration does not have to be completed in one sitting. Information entered will be saved automatically and be accessible during subsequent logins.



[Click Here](#)



## Attendance Requirements

To conform with Scouting America and insurance requirements, all people camping at the Aviation Exploration Base (youth and adults) must be registered with Exploring or Scouting America. All adults and Explorers 18 or older are required to complete the Scouting America Youth Protection Training.

## Forms

### Explorers (Youth) and Adults

Scouting America Medical Form (Parts A, B1, B2, C - with part C signed by a licensed healthcare professional). If an attendee has had a physical within the 12 months prior to the start of camp, his/her doctor can sign the form without an additional examination. If a Scouting America medical form (specific for events over 72 hours) is dated within the 12 months prior to the start of camp, that form can be used for AEB. Medical forms are to be uploaded in CampDoc. Travel with a hard copy of the forms in case of emergency en route.

AEB Agreement Form (to be signed electronically in CampDoc)

### Explorers

EAA Guidelines for Minor Volunteers / EAA Youth Volunteer/Work Consent Form (to be signed by parent/guardian electronically in CampDoc)

## Scholarships

### Ruby Scholarship

The Ruby Scholarship is awarded to one participant of the Aviation Exploration Base who submits an outstanding essay expressing their passion for aviation and their experience at AEB. This scholarship reimburses one participant for his/her camp fees.

### Ray Foundation Scholarship

Through generous support of the Ray Foundation, we provide scholarships to posts who bring new campers to AEB to help the posts with recruitment and building their program for future aviators. The continuation of scholarship awards is contingent upon ongoing funding from the Ray Foundation.

## Pre-Camp Checklists

☑	<b>LEADERS PLANNING CHECKLIST</b>
	Early in the year, hold a planning/promotion Post meeting with Explorers and their parents.
	Select adult leaders for camp. Posts are limited to two advisors for up to three youth, three advisors for four-to-five youth; four advisors for six-to-seven youth; five advisors for eight-to-nine youth; six advisors for 10-to-11 youth; and so on. Co-ed posts must have both male and female advisors.
	Coordinate leader paperwork including proof of BSA registration (required) and youth protection training certification (required).
	Use social media or set up a group in Whats App for interested leaders, <u>Explorers</u> and their parents to communicate important updates, deadlines, reminders, etc.
	Plan transportation arrangements and ensure all vehicles and drivers meet the requirements set in the Guide to Safe Scouting (found at <a href="https://www.scouting.org/health-and-safety/gss/toc/">https://www.scouting.org/health-and-safety/gss/toc/</a> ). If you choose to fly commercially, start looking for tickets early. Tips for commercial airline travel are on the camp website.
	At each meeting remind all participants of the registration deadline (must be completed by May 31st) and to get their camp physicals. Signed physicals and copies of health insurance cards are to be uploaded in CampDoc.
	We suggest you devote time at your June meetings for watching the AEB videos (everyone should also watch them independently and take the quiz). Have everyone download the When to Work app to their phone. Remind everyone that watching the videos, passing the quiz, and downloading the When to Work app are to be completed before arrival at AEB.

☑	<b>PARENT PLANNING CHECKLIST</b>
	Please note that the links for online registration and forms can be found on the Aviation Exploration Base website - <a href="https://www.aviationexplorationbase.org/">https://www.aviationexplorationbase.org/</a> . Create an account in CampDoc for online registration. Only one account is needed per family, as multiple family members can be registered under one account. If you will be attending camp as an advisor, you also must register.
	Download the BSA medical form from the Aviation Exploration Base website and have Part C of the BSA Physical filled out prior to arrival at the doctor's office. Part C must be signed by a licensed healthcare professional.
	In your CampDoc account, upload a copy of the health insurance card for your child.
	Join the social media or Whats App groups for this trip to get up-to-date notification and reminders.
	A link to the AEB packing list is on the camp website.
	Questions can be sent to <a href="mailto:contact@aviationexplorationbase.org">contact@aviationexplorationbase.org</a> .

## Online Agreement Forms

**The following are agreement forms which are signed electronically and submitted to the Aviation Exploration Base as part of the online registration process. Please review them with your Explorers and their parents.**

### Participant Agreement

I understand that if I am responsible for endangering or injuring myself or others by my carelessness or misconduct, responsible for damage to EAA property or other persons property, or not adhering to the rules and conditions of my participation, that I will be sent home immediately at my or my parent's/ guardian's expense, and that the camper will be held financially responsible for any damages incurred and criminal charges may be filed due to your misconduct. I promise to live by the Explorer Code at all times. I will volunteer each day as scheduled. I will live up to the Rules and Policies of the Aviation Exploration Base Camp. I have read, comply with and agree to meet all of the conditions required for my participation in this activity.

### Medical Consent

I give my permission for the full participation of my child or myself in the Aviation Exploration Base program. In case of emergency, I understand every effort will be made to contact me or my designated contact person. In the event I cannot be reached, I give my permission to a licensed healthcare practitioner selected by the adult in charge to obtain medical information and secure medical treatment, including hospitalization, anesthesia, surgery, or injections of medication for my child or myself.

Medications available at camp that may be administered include: Tylenol, Ibuprofen, Benadryl, antibiotic ointments, aspirin, 1/2% hydrocortisone cream, betadine ointment.

### Waiver

I understand that participation in Scouting activities involves the risk of personal injury, including death, due to the physical, mental, and emotional challenges in the activities offered. Information about those activities may be obtained from the venue, activity coordinators, or your local council. I also understand that participation in these activities is entirely voluntary and requires participants to follow instructions and abide by all applicable rules and the standards of conduct.

In case of an emergency involving me or my child, I understand that efforts will be made to contact the individual listed as the emergency contact person by the medical provider and/or adult leader. In the event that this person cannot be reached, permission is hereby given to the medical provider selected by the adult leader in charge to secure proper treatment, including hospitalization, anesthesia, surgery, or injections of medication for me or my child. Medical providers are authorized to disclose protected health information to the adult in charge, camp medical staff, camp management, and/or any physician or health-care provider involved in providing medical care to the participant. Protected Health Information/ Confidential Health Information (PHI/CHI) under the Standards for Privacy of Individually Identifiable Health Information, 45 C.F.R. §§160.103, 164.501, etc. seq., as amended from time to time, includes examination findings, test results, and treatment provided for purposes of medical evaluation of the participant, follow-up and communication with the participant's parents or guardian, and/or determination of the participant's ability to continue in the program activities.

(If applicable) I have carefully considered the risk involved and hereby give my informed consent for my child to participate in all activities offered in the program. I further authorize the sharing of the information on this form with any BSA volunteers or professionals who need to know of medical conditions that may require special consideration in conducting Scouting activities.

**With appreciation of the dangers and risks associated with programs and activities, on my own behalf and/or on behalf of my child, I hereby fully and completely release and waive any and all claims for personal injury, death, or loss that may arise against the Boy Scouts of America, the local council, the activity coordinators, and all employees, volunteers, related parties, or other organizations associated with any program or activity.**

I also hereby assign and grant to the local council, Aviation Exploration Base and the Boy Scouts of America, as well as their authorized representatives, the right and permission to use and publish the photographs/film/videotapes/electronic representations and/or sound recordings made of me or my child at all Scouting activities, and I hereby release the Boy Scouts of America, the local council, the activity coordinators, and all employees, volunteers, related parties, or other organizations associated with the activity from any and all liability from such use and publication. I further authorize the reproduction, sale, copyright, exhibit, broadcast, electronic storage, and/or distribution of said photographs/film/videotapes/electronic representations and/or sound recordings without limitation at the discretion of the BSA, and I specifically waive any right to any compensation I may have for any of the foregoing.

I understand that, if any information I/we have provided is found to be inaccurate, it may limit and/or eliminate the opportunity for participation in any event or activity. I have also read and understand the supplemental risk advisories, including height and weight requirements and restrictions, and understand that the participant will not be allowed to participate in applicable high-adventure programs if those requirements are not met. The participant has permission to engage in all high-adventure activities described, except as specifically noted by me or the health-care provider. If the participant is under the age of 18, a parent or guardian's signature is required.

## **Travel Tips**

The Scouting America Guide to Safe Scouting details transportation guidelines. Please read and follow the guidelines as you travel to and from the Aviation Exploration Base. [Click here](#) for a link to the document.

In case of an emergency while traveling to and from camp, all posts are required to travel with hard copies of all medical forms.

## **Commercial Airline Travel Tips**

Post 352 from Mesa, Arizona has been traveling to the Aviation Exploration Base for many years. Their advisor, Stephen Sloan, provided these tips for commercial air travel to Oshkosh.

We recommend flying into either Milwaukee or Appleton.

If you fly into Appleton, you can catch a shuttle bus every few hours to Oshkosh, but it will not drop you directly at base camp. Additionally, not all airlines fly into Appleton at this time. It is about a 45-minute bus ride.

If you fly into Milwaukee, you will have to arrange your own shuttle transportation to Oshkosh (van or bus). If you charter a bus with Kobussen Buses, they will drop you off and pick you up directly at camp. It is about an hour and a half bus ride.

AEB Camp address is 1198 Civil Air Patrol Avenue (Cap Ave. on some maps), Oshkosh, WI 54902

Flights should be booked far in advance because most flights into the area are completely sold out. You can book as one group or have people book individually, but booking as a group makes it easier to ensure you all make it on the same flight. Groups with over 10 people can qualify for group travel on most airlines. Post 352 in Mesa books their travel in February - March.

If one person is arranging the travel for the group, I recommend they acquire everyone's legal first and last names, date of birth, and contact information if they don't have it already. This will allow them to book travel on their behalf.

You should plan to pack all of your camping gear, clothes, toiletries, etc. into 2 checked bags, 1 carry-on, and 1 personal item. You technically can mail in your camping gear ahead of time, but it is logistically more difficult and requires coordination with base camp. For this reason, we recommend Explorers minimize the amount of gear they bring (i.e. a small tent instead of large tent, a sleeping pad instead of a cot, etc.).

## **Packing for Camp**

Use the links below for the AEB Packing List and the packing list Post 352 has refined over the years.

Of special note on the AEB Packing List are the items NOT to bring to camp. In the interest of public safety, EAA prohibits many items on the grounds. As we are located on the grounds of AirVenture, we adhere to the EAA restrictions.

[AEB Packing List - Click Here](#)

[Post 352 Packing List - Click Here](#)

[EAA Prohibited Items - Click Here](#)

**Clothing:**

Pajamas  
Socks  
Sturdy Shoes (hiking boots/  
tennis shoes)  
Extra Shoes (shoes may get  
wet)  
Underwear  
Shirts  
Long Pants & Shorts  
Hat/Visor  
Sweatshirt/Jacket  
Rain Gear/Poncho  
Sunglasses

**Toiletries:**

Towel/Washcloth  
Soap/Body Wipes  
Deodorant  
Toothbrush/Tooth Paste  
Comb/Brush  
Personal Medication (if  
needed)  
Shower Shoes

**Bedding:**

Sleeping bag/Bedding  
Pillow  
Air Mattress/Cot  
Tent (plan to camp  
with a buddy as space  
is limited)

**Miscellaneous:**

Flashlight  
Camp Chair  
Bug Spray  
Garbage bags/Zip  
locks or tub to keep  
clothes dry  
Sunscreen SPF 30+  
Pack or cool and hot  
weather

**What not to bring:**

- Leave expensive items at home as the AEB is not responsible for lost or stolen items.
- Expensive Jewelry
- Fireworks and sparklers
- Bikes, scooters, skateboards, roller shoes and laser pointers
- More than you can comfortably carry for a couple of blocks.

## Post 352 / Mesa, Arizona - Packing List

### Necessities

- Explorer shirt (for travel days)
- 1 shirt for each day (Explorers will receive 1-2 free shirts while there)
- Shorts/pants for each day (usually in the high 70's - 80's during the day)
- 1 belt
- Socks for each day +2 additional pairs
- Underwear for each day +1 pair
- Pajamas
- 1 Jacket
- Rain gear/ poncho (it WILL rain)
- Hat/Ball cap (for sun exposure)
- Sunglasses (with protective case for travel)
- 2-3 pairs of decent shoes (you will walk A LOT and you don't want blisters)
- Flip flops/ water shoes for the public showers
- 1 Towel
- Washcloth/ body scrubber
- Shampoo/ Conditioner
- Soap/ Body wash
- Deodorant (Please and thank you!)
- Toothbrush/floss
- Toothpaste
- Sunscreen (I bring spray for my arms/legs and lotion for my face)
- Chapstick
- Tent (with ground cover, rain fly, stakes, and hammer to pound in the stakes)
- Sleeping bag or blanket(s) (usually in the mid 50's-60's at night)
- Pillow
- Flashlight with spare batteries (Headlamps work great! I bring both)
- 1-2 Refillable water bottles with your name on it (Camp has places to fill up onsite). Make sure it is empty or has ONLY ice when we go through TSA
- Backpack
- Ziplock bags/waterproof case (to protect your phone/wallet from rain if you're caught outside)
- Bag for dirty clothes
- Wallet (with your government issued, TSA approved, photo ID)
- Cell phone

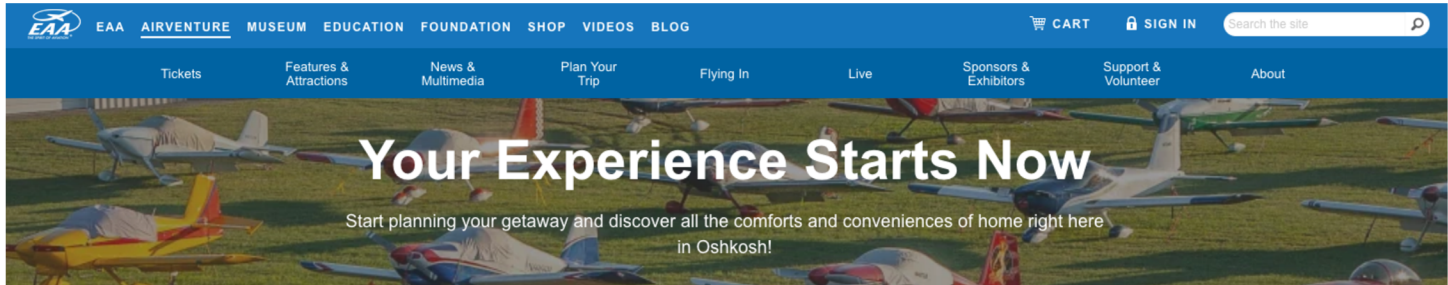
- Cell phone charger
- Bug Spray

### Optional/Suggested/ only if applies Items

- Orange safety vest (you'll need one, but can borrow one from base camp if you don't have one. Requires a cash deposit)
- Any personal items/ feminine products
- Prescription medication
- Over-the-counter medication (Ibuprofen, allergy, sleep aid, etc)
- Headphones
- Air mattress/ sleeping pad (keep in mind the size of the tent you'll have and luggage weight)
- Air pump, if needed for air mattress.
- Electric tape or ziplock bags (to secure lids on liquids during flight/ protect items in your luggage)
- Portable Battery for phone (so you can charge your phone on the go)
- Wrist watch (Explorers are not able to use cell phones while volunteering, so watches are nice to keep the time. Cell phones can be used when they are not volunteering)
- Hearing protection (airplanes are loud)
- Spending money
- Set of sheets if you bring an air mattress
- Comb/ hairbrush
- Contact Lenses/Glasses
- Contact Solution/Lens cleaner
- Contact/Glasses case
- Spare contact lenses
- Electric razor/charger or razor/shaving cream
- Battery powered alarm clock (if your watch/cell phone isn't loud enough)
- First aid kit (Camp has a first aid station)
- Moisturizing lotion
- Camera (Does anyone have these anymore?)
- Q-tips
- Beanie/knitted cap (Sometimes it can be cold in the early morning!)
- Small camping chair (chairs are also available at camp and for sale at the show)

## EAA Prohibited Items

The Aviation Exploration Base camp is located on the grounds of AirVenture, therefore, we follow EAA's policy regarding prohibited items. While going over the AEB packing list, please also share this prohibited items list. Please note - the cooler size does not apply to our campground, just outside of the AEB camp.



EAA AirVenture Oshkosh | [Plan Your Trip](#) | [Policies](#) | [Prohibited Items](#)

<a href="#">Plan Your Trip</a>
<a href="#">AirVenture Schedule</a>
<a href="#">Camping &amp; Lodging</a>
<a href="#">Food &amp; Concessions</a>
<a href="#">Guest Services</a>
<a href="#">Commercial Airlines</a>
<a href="#">Transportation &amp; Parking</a>
<a href="#">Maps</a>
<a href="#">Policies</a>
<a href="#">Aircraft Parking</a>
<a href="#">AirVenture Tips and Tricks</a>

### Prohibited Items

To provide a safe experience for our guests, **all bags will be searched before entry.**

The following is a list of prohibited items:

- Coolers that are larger than 12" x18"
- Beer, Wine, Liquor, and all other Alcoholic Beverages. Recreational marijuana (THC/cannabis) is illegal in Wisconsin & is prohibited on all EAA grounds.
- Firearms, fireworks, and explosives.
- Laser pointers.
- Smoking/vaping on all EAA grounds and in all EAA owned/leased buildings.
- Large table umbrellas
- Sport-brellas, or shade tents
- Recording devices other than standard consumer smartphones. No commercial or professional recording devices.
- Pets (Note: Service animals/dogs are not considered pets. See below for information regarding service animals.)
- Knives with blades longer than 4 inches.
- Bicycles, roller skates, roller blades, skateboards, "Razor" style scooters, hoverboards, golf carts, and other personal mobility devices except as specifically permitted below\*\*\*.
- Large backpacks (Oversized).
- Anything that can be used as, or considered to be, a weapon.
- Anything that can be considered, by statute, as illegal or contraband.

\*\* Prohibited items, other than firearms and illegal substances will be the responsibility of the individual who brought the item. If the item(s) is left behind, it will be taken to lost and found. If the item is food or beverage, it will be discarded.

\*\* Members camping in EAA's Seaplane Base camping area may keep large coolers in their camping areas.

\*\*\* The following ADA accessible vehicles are allowed:

1. One person electric convenience vehicles
2. Segway personal mobility devices, when required because of the individual's mobility disability and when operated in a safe manner consistent with 28 C.F.R. 36.311(b)(1). Such Segway mobility devices are required to display a special sticker, issued by AirVenture Security personnel. All questions should be referred to EAA AirVenture Security.

#### Service Animals

EAA follows ADA guidelines regarding service animals. The ADA defines service animals as dogs that are individually trained to do work or perform tasks for people with disabilities. The specific work or task a dog has been trained to provide must be directly related to a person's disability. Dogs or other animals whose sole function is to provide comfort or emotional support do not qualify as service animals according to the ADA. Therefore, emotional support animals are not permitted on any EAA or AirVenture grounds or in any EAA or AirVenture facilities.

Service animals must remain on a leash or in a harness and under the control of the owner at all times.

If you have any further questions on prohibited items, please contact [Membership@EAA.org](mailto:Membership@EAA.org).

## Directions to the Aviation Exploration Base



**The gold star marks the Aviation Exploration Base.  
The entrance is on Cap Ave.**

### **Exit Hwy 41 at exit 116**

- From the north, turn left onto Hwy 44/South Park Rd
- From the south, turn right onto Hwy 44/South Park Rd

### **Turn right onto Knapp Street Rd**

- this is a good time to call your contact to have them bring your pass to Gate 37

### **Slight right curve to merge onto Poberezny Rd**

- Drive past the museum and get into the left lane

### **Turn left onto Waukau Ave and stay in the left lane to approach security gate**

- At the security gate, to get onto Foundation Rd, you will make a slight curve to left and then an immediate curve to right

### **Follow Foundation Rd and get into the right lane to reach Gate 37**

### **After clearing Gate 37, follow Knapp Street, take the curve to the right**

### **Turn right onto Cap Ave**

### **Turn right into the Aviation Exploration Base Camp**

**NOTE: If you use Exit 113, Poberezny Rd is the first left turn to the east of Hwy 41. Take Poberezny to Waukau Ave, turn right and follow the directions above.**

## Help Us Help You

### AEB Work Day

If you're within a couple of hours' drive of Oshkosh and are looking for a volunteer opportunity for your post, consider joining us for the annual Aviation Exploration Base Camp workday. Volunteers gather at the site a week before camp starts to clean the grounds, set up the kitchen, and handle various tasks to prepare for the upcoming week. Your help would be greatly appreciated!

**Camp Work Day - Saturday, before official camp arrival - 10 am - 2 pm**

### General Upkeep

During camp week, if you enjoy staying busy and have some free time, we welcome volunteers to assist with general maintenance projects. In previous years, we've worked on tasks like painting, installing new doors, changing locks, updating lighting with energy-efficient fixtures, building a brick surround for a gas firepit, and tackling many other small projects. If you're interested in helping, just ask any camp staff member, and they'll be happy to direct you to where you can contribute.



## Questions?

Please, don't hesitate to ask if you have any questions or concerns!  
Contact@AviationExplorationBase.org

The Aviation Exploration Base has a Facebook group - join today!  
Follow us on Instagram - AviationExplorationBase